

Homework Sheet for February 6 – February 10, 2017

**Reminders and Information for Parents/Guardians:**

- 1<sup>st</sup> Grade Word Study Quiz #8 will be on Friday, 2/10. Students will be tested on some words from on Sorts #15 & #16 in addition to words not from the sort, but have the same spelling patterns.
- Permission slips and monies for our field trip to see the African Drum are due no later than Friday, February 10<sup>th</sup>.
- February Scholastic Book orders are due Thursday, February 16<sup>th</sup>.
- Please make sure your child comes to school with at least **4 sharpened pencils each day**.
- Please continue to check our class website for new updates and reminders throughout the week.

**Monday**

Math: Complete the Addition Money Number Stories sheet.

Reading: Read a book for 20 minutes and fill in your reading log.

Word Study: Complete the Sort #16 Word Search sheet.

**Tuesday**

Math: Complete the Subtraction Money Number Stories sheet.

Reading: Read a book for 20 minutes and fill in your reading log.

Science Literacy: Complete the High Sounds & Low Sounds sheet.

**Wednesday**

Math: Complete the Ways to Make \$1.00 sheet.

Reading: Read a book for 20 minutes and fill in your reading log.

Word Study: Complete the Word Study sort on Short A (CVC) and Long A (CVCe, CVVC-ai, and open syllable -ay) spelling patterns (if you did not finish in class).

**Thursday**

Math: Complete the Make Combinations Over \$1 sheet.

Reading: Read a book for 20 minutes and fill in your reading log.

Word Study: Use the Word Work menu to complete 15 points worth of activities in your Homework notebook using Word Study Sort #16.

**Friday**

Math: In your Homework notebook, create one addition and one subtraction money related number story. Be sure to solve your number stories and show your work.

Reading: Read a book for 20 minutes and fill in your reading log.

Science Literacy: Read the science literacy article on Pitch & Echoes. Complete the I Learned, I Wonder, I Infer sheet using the science literacy article.

**Have a great weekend!**

**SORT 15 - REVIEW CVVC PATTERNS AI, OA, EE, EA**

<i>ai</i>	<i>oa</i>	<i>ee</i>	<i>ea</i>
wait	throat	beet	beast
pail	coat	need	beach
train	goat	sheep	cream
grain	toast	wheel	seat
tail	road	three	neat
bait	coast	cheek	cheat

**SORT 16 - SHORT A (CVC) AND  
LONG A (CVCE, CVVC-AI, AND OPEN SYLLABLE-AY)**

<i>ă CVC</i>	<i>ā CVCe</i>	<i>āi CVVC</i>	<i>āy CVV</i>
past	blame	drain	stray
stand	taste	raise	clay
smash	shade	grain	play
grass	shape	brain	stay
trash	wade	gain	gray
class	brave	nail	tray

Name: \_\_\_\_\_

Date: \_\_\_\_\_

**Addition Money Number Stories**

Solve the addition money number stories. Be sure to SHOW YOUR WORK!

1) Virginia bought a pencil for 48¢ and an eraser for 45¢. How much money did Virginia spend altogether?

2) Annalie has \$0.21 in her savings bank. She added \$0.58 in her savings bank. How much money does Annalie have now?

3) Georgia earned \$0.25 on Monday. She earned another \$0.59 on Tuesday. How much money did Georgia earn in all?

Name: \_\_\_\_\_

Date: \_\_\_\_\_

## Word Search Sort #16

T	L	D	P	L	A	Y	W	A	D	E	Q	F	M	A	A	R	D
T	R	S	R	R	A	G	R	A	S	S	F	B	B	B	J	H	P
Q	C	A	T	A	R	X	T	N	A	I	L	G	R	L	O	S	M
T	L	E	Y	A	I	I	A	S	I	X	R	R	G	A	A	I	Q
T	A	J	N	B	N	N	S	H	F	N	G	A	S	Y	I	M	T
R	S	Z	L	R	R	D	T	A	C	X	G	Y	S	T	O	N	E
A	S	Q	C	A	S	A	E	D	L	L	R	N	S	K	R	C	H
S	P	E	C	V	T	T	I	E	I	N	A	G	E	H	J	A	P
H	V	A	G	E	A	D	P	S	Y	D	I	Y	K	M	A	S	Y
D	M	E	S	F	Y	G	S	E	E	S	N	G	I	X	J	P	K
R	Y	E	J	T	A	O	D	H	G	P	S	M	A	S	H	V	E
A	G	A	I	N	P	N	P	A	G	H	W	N	X	Q	O	U	H

Find the following words in the puzzle.  
Words are hidden → ↓ and ↘ .

BLAME  
BRAIN  
BRAVE  
CLASS  
CLAY  
DRAIN  
GAIN  
GRAIN

GRASS  
GRAY  
NAIL  
PAST  
PLAY  
RAISE  
SHADE  
SHAPE

SMASH  
STAND  
STAY  
STRAY  
TASTE  
TRASH  
TRAY  
WADE

Name: \_\_\_\_\_

Date: \_\_\_\_\_

**Subtraction Money Number Stories**

Solve the subtraction money number stories. Be sure to SHOW YOUR WORK!

1) Martin has \$0.84. He gives \$0.36 to his brother. How much money does Martin have left?

2) A notepad costs 79¢ and a bookmark costs 25¢. How much more does the notepad cost than the bookmark?


3) Ms. Rivera buys a cookie for \$0.45. She started with \$0.92 in her coin purse. How much money does Ms. Rivera have now?

# High Sounds & Low Sounds

Objects that **VIBRATE** produce sound. The speed of the vibrations is called "pitch." The faster the vibration, the higher the pitch. The slower the vibration, the lower the pitch.

Compare the two objects in each box below. With your red crayon, draw a circle around the object that would make the higher sound. Color the object that would make the lower sound.

When you finish, close your eyes. Listen for a high sound. Then listen for a low sound. Turn over this paper, and draw the two objects that made the different sounds.



Name \_\_\_\_\_ Date \_\_\_\_\_ #

Wednesday

Ways to Make \$1.00

**Use pennies, nickels, dimes, and quarters to make \$1.00. Be sure to draw your coins in order from highest value to smallest value.**

1. Make \$1.00 using exactly 6 coins.
2. Make \$1.00 using nickels only.
3. Make \$1.00 using dimes and quarters only.
4. Make \$1.00 using quarters, dimes, and pennies.
5. Chloe has 10 coins that are equal to \$1.00 altogether. She has 2 quarters and some nickels and dimes. Draw Chloe's coins below.

Name: \_\_\_\_\_

Date: \_\_\_\_\_

Thursday

### Make Combinations Over \$1

Use coin drawings to show the amount in different ways.

1) 106¢ or \$1.06

2) 135¢ or \$1.35

Draw the amount using the fewest number of coins.

3) 199¢ or \$1.99

Draw the amount using the fewest number of coins.



Name: \_\_\_\_\_

**Word Work Menu**Use the menu below to complete 15 points worth of activities.

5 Points	10 Points	15 Points
1. <b>ABC Order:</b> Write the words from the sort in alphabetical order.	1. <b>Poetry:</b> Write a poem using at least 10 word study words.	1. <b>Word Study Story:</b> Write a short story using 15 word study words.
2. <b>Make a Pyramid:</b> Write each word study word in triangle formation! Start with a word that has the least amount of letters and continue with longer words.	2. <b>Illustrations:</b> Choose 10-15 word study words and draw a picture of each of the words.	2. <b>Comic Strip:</b> Create a 4 part comic strip using at least 8 word study words.
3. <b>Be the teacher:</b> Quiz a friend on 10 word study words in your homework notebook and grade it!	3. <b>Syllable Division:</b> Divide each word study word into syllables.	3. <b>Sentences:</b> Use each word study word in a sentence that shows the words' meaning.
4. <b>Forwards/Backwards:</b> Write each word study word forward and then backwards!	4. <b>Word Riddles:</b> Create word riddles for 4 word study words.	4. <b>Defining Words:</b> Write the definition of each word study word (using the dictionary).
5. <b>Rainbow Write:</b> Make each word study word look like a rainbow. You could write each letter in a different color, in the shape of a rainbow, or go over the word with a few different colors from the rainbow.	5. <b>Secret Agent Words:</b> Number the alphabet from 1 to 26. Then write the word study words using the number code. Use 10 word study words.	5. <b>Letter Writing:</b> Write a letter to a friend or relative using 10 of your word study words. Underline the words!
6. <b>Get Fancy:</b> Choose 10 word study words and write them two times each in block letters, graffiti, or bubble letters.	6. <b>Scramble:</b> Scramble 10 word study words and ask a partner to unscramble them.	
7. <b>Upper/Lower:</b> Choose 10 word study words and write them 2 times each-first in all capitals and then again in all lowercase letters!		

# Pitch



The sound an object makes changes depending on how fast it is vibrating. When an object vibrates quickly, high-pitched sounds are heard. Low-pitched sounds come from things that vibrate more slowly. Humans can hear sounds of different pitches, but there are sounds that they cannot hear. Human ears cannot detect very low-pitched noises, known as infrasound, or very high-pitched noises, called ultrasound.



High pitch

Wavelength of sound

Short wavelength



Medium pitch

Medium wavelength



Low pitch

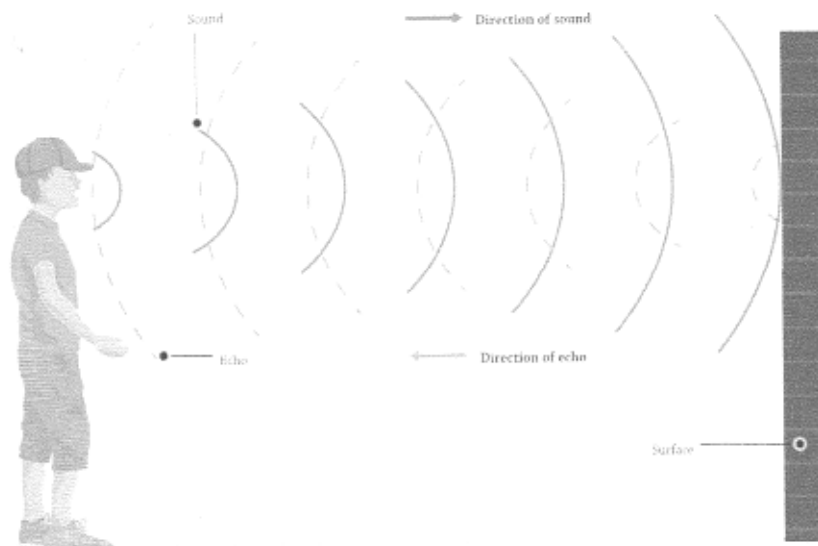
Long wavelength



## Echoes




An echo is a sound that is repeated because the sound waves are reflected back. Sound waves can bounce off smooth, hard objects in the same way as a rubber ball bounces off the ground. Although the direction of the sound changes, the echo sounds the same as the original sound. Echoes can be heard in small spaces with hard walls, like wells, or where there are lots of hard surfaces all around. That is why echoes can be heard in a canyon, cave, or mountain range. But sounds are not always reflected. If they meet a soft surface, such as a cushion, they will be absorbed and will not bounce back.



### ! Sound absorption

Hard objects reflect sounds, but soft materials absorb sounds and silence them. When sound waves reach a soft material, their energy is soaked up and they cannot travel further. In an echo-free chamber, where sound equipment is tested, all the surfaces are lined with soft foam shapes that absorb sound.



Name \_\_\_\_\_ Date \_\_\_\_\_

I Learned, I Wonder, I Infer

Using a **NONFICTION** book, write down two facts you learned. Next, write a **how or why** question about each fact. Finally, write an inference (I infer, it seems to me, it seems likely, it seems unlikely) about each fact.

Title: \_\_\_\_\_ Author: \_\_\_\_\_

Fact	Question	Inference
1) _____ _____ _____ _____ _____	1) _____ _____ _____ _____ _____	1) _____ _____ _____ _____ _____
2) _____ _____ _____ _____ _____	2) _____ _____ _____ _____ _____	2) _____ _____ _____ _____ _____

Name \_\_\_\_\_

Date \_\_\_\_\_

### Weekly Reading Log

Date	Title and Author	How did you read it? (Check One)	Parent Initials
	Title: _____ Author: _____	<input type="checkbox"/> Read by myself <input type="checkbox"/> Read to a parent <input type="checkbox"/> Parent read to me <input type="checkbox"/> Parent and I took turns	
	Title: _____ Author: _____	<input type="checkbox"/> Read by myself <input type="checkbox"/> Read to a parent <input type="checkbox"/> Parent read to me <input type="checkbox"/> Parent and I took turns	
	Title: _____ Author: _____	<input type="checkbox"/> Read by myself <input type="checkbox"/> Read to a parent <input type="checkbox"/> Parent read to me <input type="checkbox"/> Parent and I took turns	
	Title: _____ Author: _____	<input type="checkbox"/> Read by myself <input type="checkbox"/> Read to a parent <input type="checkbox"/> Parent read to me <input type="checkbox"/> Parent and I took turns	
	Title: _____ Author: _____	<input type="checkbox"/> Read by myself <input type="checkbox"/> Read to a parent <input type="checkbox"/> Parent read to me <input type="checkbox"/> Parent and I took turns	